

WINGX

*Actionable
Business
Intelligence*

Global Business Aviation Brief

April 22nd 2020

Latest view: Global, Business, Cargo and Scheduled (Fixed Wing)

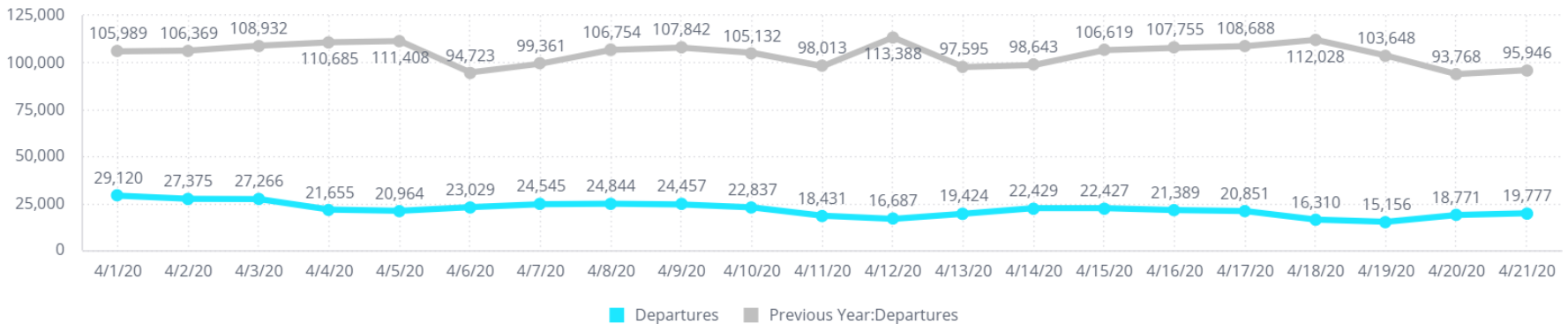
Including scheduled/commercial, global flight activity is down by 79% so far in April 2020.

Note, % comparison with same dates in 2019, April 1-21st

WINGX GLOBAL MARKET TRACKER



Departures by Date



Market Segment	Departures	MTD: Departures	Trend: Departures (Daily)	Departures (Daily)
Scheduled Operation	298,273	-82.9%		
Business Aviation	79,643	-71.2%		
Cargo	44,278	-19.5%		
Other	35,550	-68.8%		

Latest view: Global, Business Aviation (FW)

Business aviation activity (departures and flight hours, props, jets) is down by 71% worldwide in April so far.

WINGX GLOBAL MARKET TRACKER

Month-To-Date

Flights

79,643

Month-To-Date

Hours

110,234

Month-To-Date

Active Aircraft

11,676

Month-To-Date

MTD: Flights

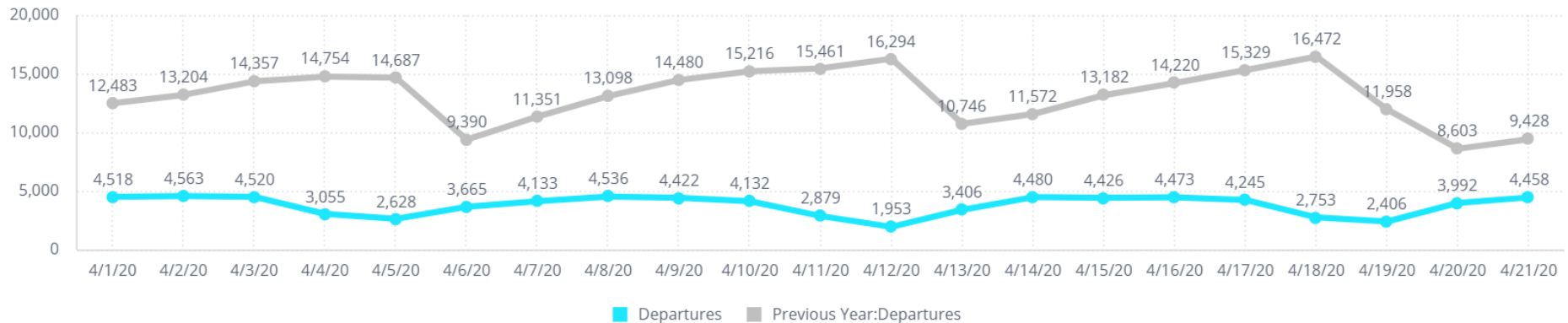
-71.2%

Month-To-Date

MTD: Hours

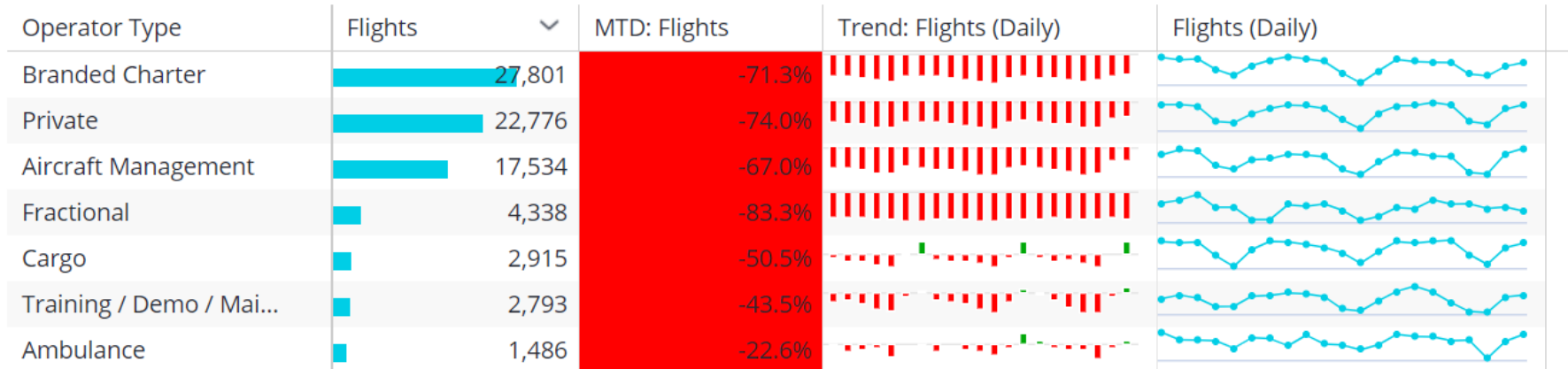
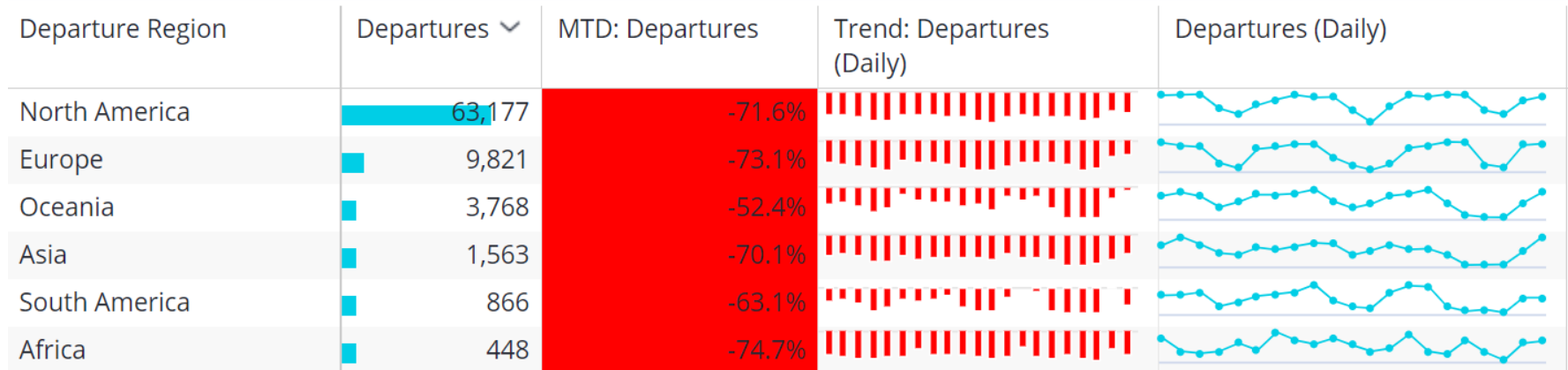
-72.5%

Departures by Date



Latest view: Global, Business Aviation (FW)

Oceania (ANZ) seems to be more resilient. South America less affected but deteriorating. Aircraft Management seems to be slightly more resilient. Fractional flying heavily affected.



Latest view: Global business aviation, Aircraft Segments – Branded Charter only

VLJs and Props more resilient. Large cabin charters well down.

Aircraft Segment	Departures	Flight Hours	Growth:Flights	Growth: Hours
Turboprop	13,904	14,834	-56.2%	-55.6%
Light Jet	4,055	6,036	-75.1%	-72.1%
Super Midsize Jet	2,255	4,432	-74.3%	-72.2%
Heavy Jet	2,135	4,559	-84.0%	-81.7%
Super Light Jet	1,932	3,167	-77.1%	-73.0%
Midsized Jet	1,595	2,919	-81.0%	-77.2%
Ultra Long Range Jet	864	2,544	-82.8%	-80.3%
Very Light Jet	782	1,049	-76.6%	-73.5%
Entry Level Jet	251	290	-77.5%	-78.5%
Airliner/Bizliner(Jet)	28	105	-93.9%	-93.6%
Grand Total	27,801	39,936	-71.3%	-71.5%

Latest view: Global business aviation, Aircraft Segments – Types

PC12 and Caravan have most activity. Busiest Jet is Excel/XLS. Busiest heavy jet is Challenger 600, 531 sectors.

MTD Trends by Aircraft Type

AircraftType	Departures ▼	MTD: Departures	Active Aircraft
Pilatus PC-12	4,458	-47.8%	240
Cessna 208 Caravan	3,798	-46.0%	130
King Air 200	2,384	-58.2%	207
King Air 350	1,409	-71.0%	110
Cessna-Citation Excel / XLS	1,245	-78.4%	163
Cessna-Citation X / 10	1,028	-52.0%	76
Hawker Beechjet 400/400A /Nextant	774	-77.5%	102
Learjet 35/36	744	-50.4%	67
King Air 90	701	-68.2%	94
Bombardier-Challenger 300 / 350	651	-80.4%	116
Hawker-Hawker 700/750/800/850/900	599	-82.5%	127
Cessna-560 Encore / 5 / Ultra	550	-76.7%	75
Bombardier-Challenger 600/601/604...	531	-84.6%	125
Embraer-Legacy 600 / 650	437	-80.9%	68
Learjet 45	432	-78.1%	61
Grand Total	27,801	-71.3%	3,327

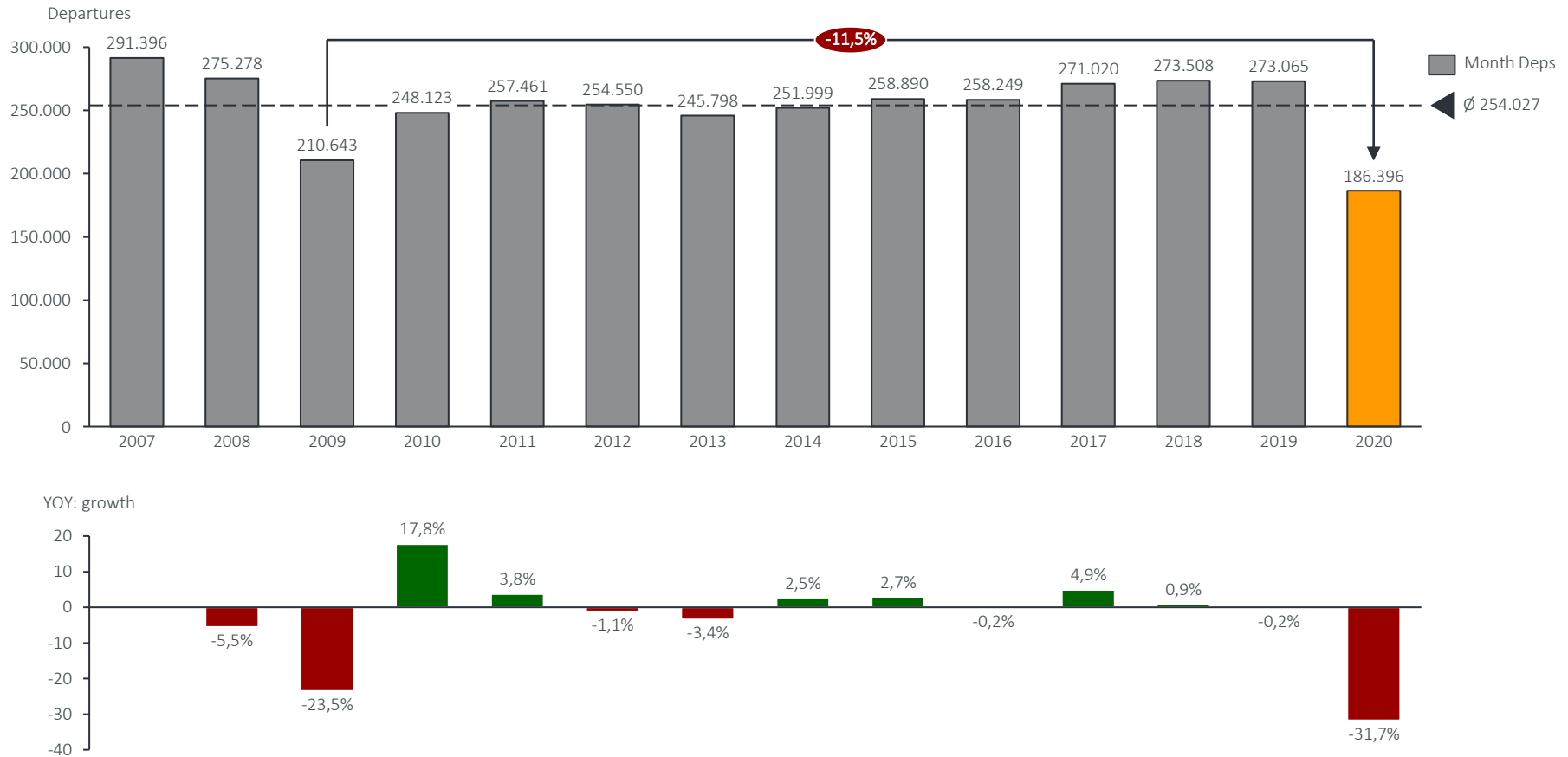
Latest view: Global business aviation, Aircraft Segments – Charter/Connections

Top routes are domestic. Intra Canada, Australia, Sweden, China relatively resilient

Country Flow	Departures	MTD: Departures
United States-->United States	18,655	-69.4%
Canada-->Canada	2,617	-48.3%
United Kingdom-->United Kingdom	427	-72.2%
Germany-->Germany	265	-69.0%
Australia-->Australia	248	-42.3%
United States-->Canada	237	-76.0%
Canada-->United States	229	-78.4%
France-->France	218	-83.8%
Italy-->Italy	206	-61.7%
Spain-->Spain	154	-65.2%
Mexico-->Mexico	147	-87.5%
New Zealand-->New Zealand	142	-81.7%
Sweden-->Sweden	118	-26.7%
Russia-->Russia	102	-62.1%
China-->China	93	-30.1%
Grand Total	27,801	-71.3%

Long view: March 2020 vs previous March months. **North America & Europe**

March-20 was 12% less busy than post Financial Crisis trough back in March-09



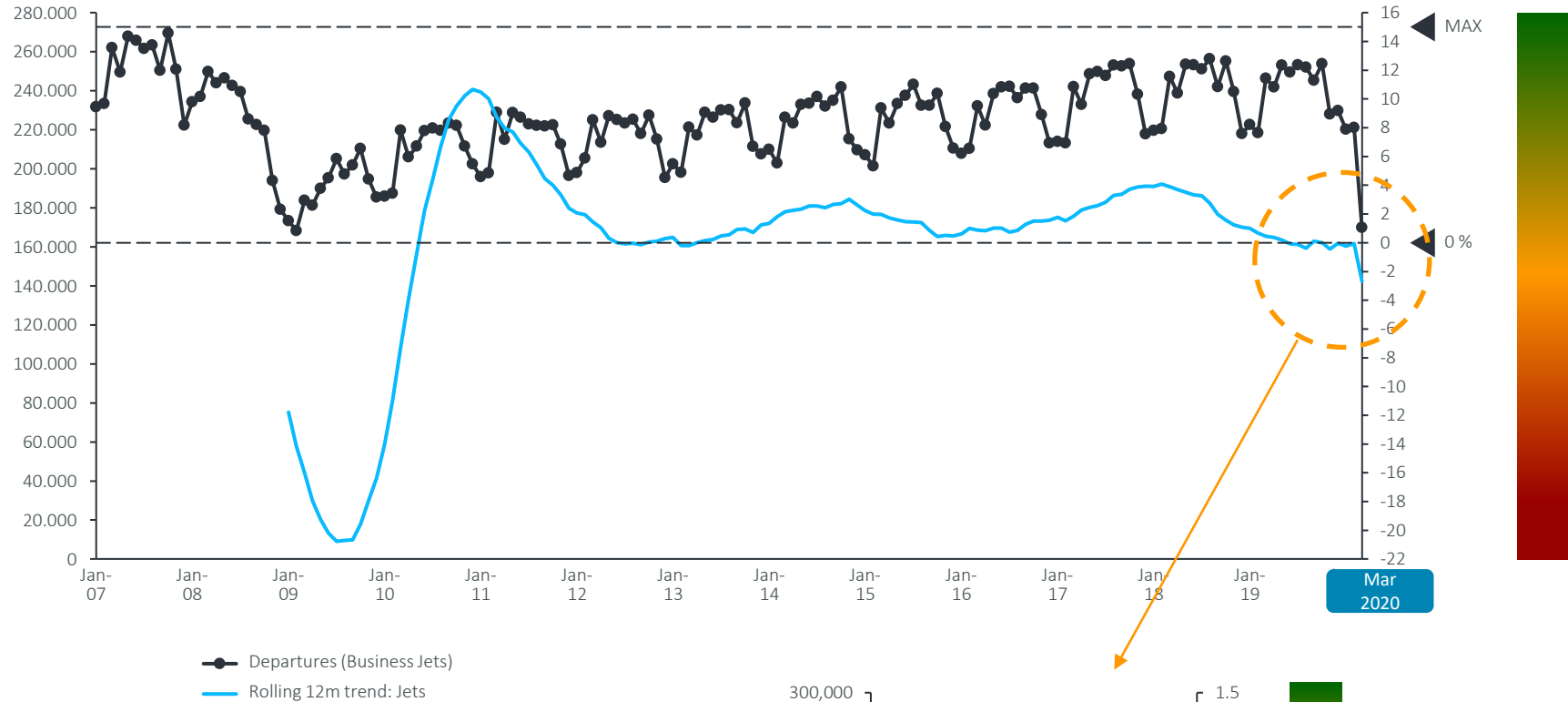
Long view: Last 12 Month Rolling Trend in North America and Europe

March had lowest recorded number of monthly flights on record for top 2 markets. Last 12 Month trending down to -3% as of March 2020.

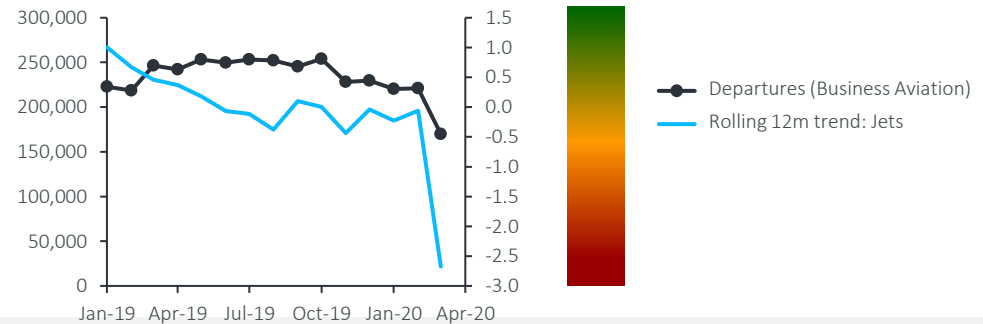


Rolling 12 months Trend [in%]

Departures per month



*Does not include Bizliners



WINGX ADVANCE GMBH

KIEBITZHOF 6 | BUILDING G | 22089 HAMBURG | GERMANY

PHONE +49-40-32 84 69 78

E-MAIL OFFICE@WINGX-ADVANCE.COM

FOLLOW US ON TWITTER [@WINGXBIZAV](https://twitter.com/WINGXBIZAV)

WWW.WINGX-ADVANCE.COM

