

# BAM JULY-2014

## BUSINESS AVIATION MONITOR

**WINGX**  
ADVANCE

WINGX provides official statistics for:

MEBA cepta

EBAW

**OFFER: INSIGHT**  
for 60€ per month  
(instead 95€)

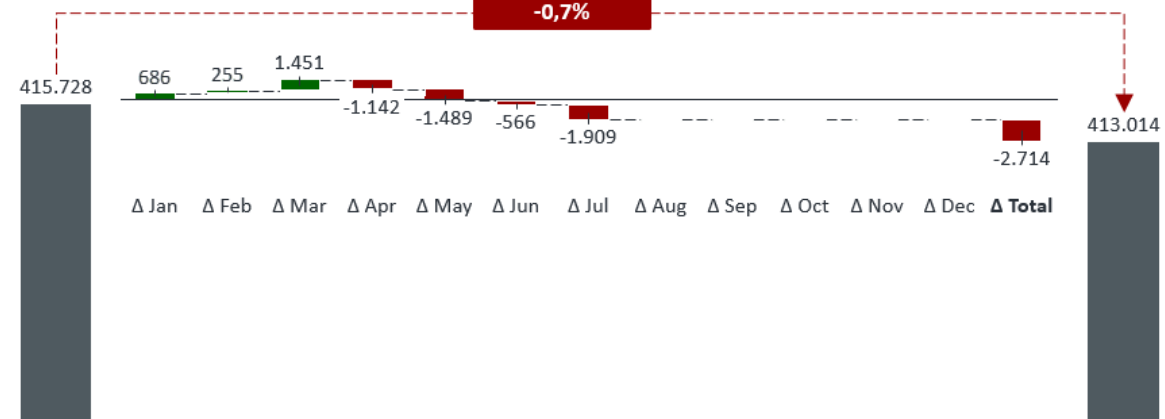
» The industry's best reference for a snapshot analysis of market activity «

### THIS BAM: EUROPE



#### 1 Year to Date analysis of departures

Successive falls in activity the last 4 months means that the trend in overall year to date activity is almost 1% lower than 2013.



Note: Only Charter and Private flights are considered

#### THE INSIDE STORY

For the European and peripheral Nth Africa and Middle East market:

- Analysis of key factors influencing this month
- Monthly YTD analysis departures & hours
- 5 year growth path for private and charter flights
- Analysis by fleet, aircraft segment and aircraft type

[Click here for WINGX INSIGHT](#)


#### 2 Flight activity by mission type during July 2014

#### COMMENT:

For all city pairs, airports, country connection, see the trend and value of:

- Private flights, by sector and hours, by OEM and aircraft segment and aircraft type
- Charter flights, by sector and hours, by OEM and aircraft segment and aircraft type
- Other flights, including government, training, medical and special cargo
- By season, month, and day of aircraft movement

[Click here for WINGX INSIGHT](#)



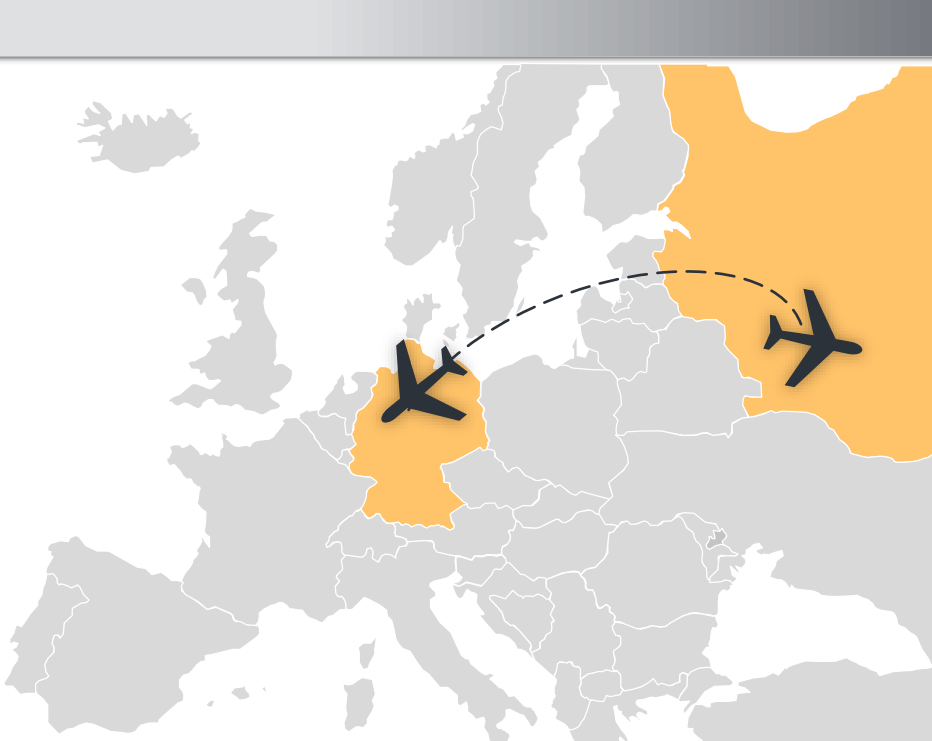
#### 3 Business Aviation flights July [YOY] at selective airports



[Click here for WINGX INSIGHT](#)

#### 4 Connection focus: GERMANY-RUSSIA

**380 (+24,7%)** sectors in 07-2014

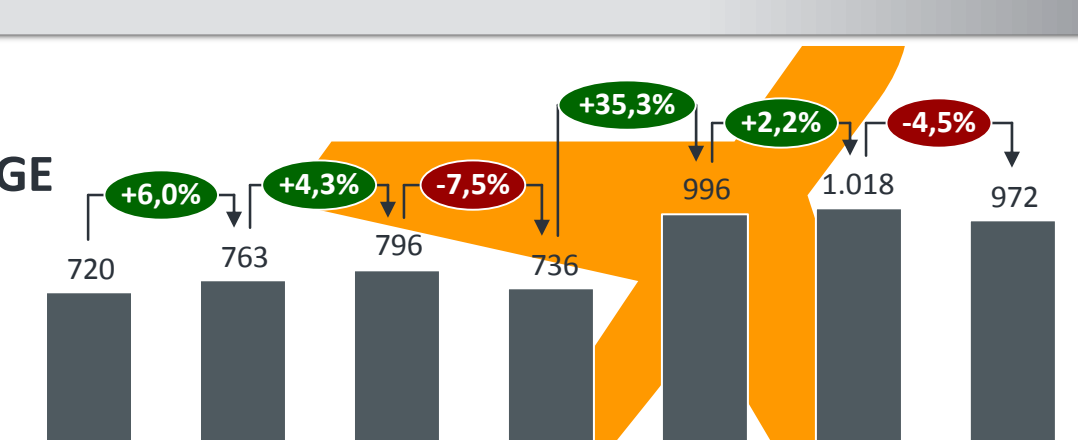


#### SPECIAL INSIGHT OFFER:

We offer our BUSINESS AVIATION INSIGHT for 60 € per month (instead of 95€). If you are interested in a subscription feel free to contact us via [office@wingx-advance.com](mailto:office@wingx-advance.com).

OFFER

#### 5 FLIGHT TREND ULTRA LONG RANGE UK (departures)



[Click here for WINGX INSIGHT >>>](#)

#### 6 AIRCRAFT PROFILES

Beechcraft

**KING AIR 200**

+11,0%

-1,5%

Piaggio AERO

**Piaggio P180**

+2,9%

-7,6%

[2014 YTD (jan-june)]

Charter Flights

Private Flights

### MORE FROM WINGX

SURVEYS - CONSULTING - FORECASTS

FOR GLOBAL BUSINESS AVIATION

**WINGX**  
ADVANCE

» WINGX provides its customers with a dashboard to track and evaluate their performance against the market «

|  |  |   |  |   |
|--|--|---|--|---|
| <b>Aircraft activity</b><br>Type, OEM, tail, register, age, location, hours, cycles, sector pattern, routing | <b>Airport movements</b><br>Connections, main operators, seasonal trends, handling demand, fuel uplift | <b>City pair connections</b><br>Seasonality by year, week and time of day, mission type, calendar even analysis | <b>Operator analysis</b><br>Aircraft fleet, type, certificate, age, activity ranking, key city pairs, airport base | <b>Market valuation</b><br>Activity associated KPIs such as charter revenues, fuel, catering, MRO |
|--|--|---|--|---|

|  |   |
|--|---|
| <b>AIRPORT TRACKER</b> <ul style="list-style-type: none"> <li>Movement trends</li> <li>Competing benchmarks / FBO</li> <li>Pricing benchmarks</li> <li>Revenue models</li> </ul>       | <b>CUSTOMERS</b> <ul style="list-style-type: none"> <li>Aircraft operators</li> <li>MRO providers</li> <li>OEMs</li> <li>Financial institutions</li> <li>Ground operations</li> </ul> |
| <b>FUEL UPLIFT</b> <ul style="list-style-type: none"> <li>Fuel needs by aircraft type</li> <li>Utilization analysis</li> <li>Uplift hot spots</li> <li>Market opportunities</li> </ul> |   |
| <b>MRO ANALYSIS</b> <ul style="list-style-type: none"> <li>Fleet size / age analysis</li> <li>Utilization trends</li> <li>Facilities pricing</li> <li>Market sizing</li> </ul>         |   |
| <b>CHARTER MARKET</b> <ul style="list-style-type: none"> <li>Market pricing research</li> <li>Passenger trends</li> <li>Key route analysis</li> <li>Revenue potential</li> </ul>       |   |

|   |  |   |
|---|--|---|
| <b>DETAILED AGGREGATE INDUSTRY ANALYSIS</b><br>industry cycle q-q analysis of activity; all; private; charter | review of this month compared to last 5y same month      | last 12m evolution of total hours of operation          |
| <b>INSIGHT INTO SPECIFIC REGIONAL ACTIVITY</b><br>activity by country europe; nth africa; middle east         | flights shown by jet; turbo; piston, by charter; private | market share and ytd m-m evolution of activity          |
| <b>INSIGHT INTO KEY ROUTES &amp; CITY PAIRS</b><br>evolving trends in connections between all euro markets    | incoming flight trends from major global regions         | change in most popular charter & private city pairs yoy |
| <b>DEMAND FOR COMPETING AIRCRAFT TYPES</b><br>demand by ac segment; by sector; oem charter; private           | market share and yoy change top aircraft ch & private    | ytd hours gained and lost all leading ac                |
| <b>ACTIVITY BY LEADING/GROWING AIRPORTS</b><br>leading 20 airports by activity; flights gained lost ytd       | split of activity by mission type; charter and private   | highlight fastest growing & declining airports          |