

# BAM MAY-2014

## BUSINESS AVIATION MONITOR

WINGX ADVANCE

WINGX provides official statistics for:

MEBA cepta

EBAA

OFFER: FREE INSIGHT ON REQUEST

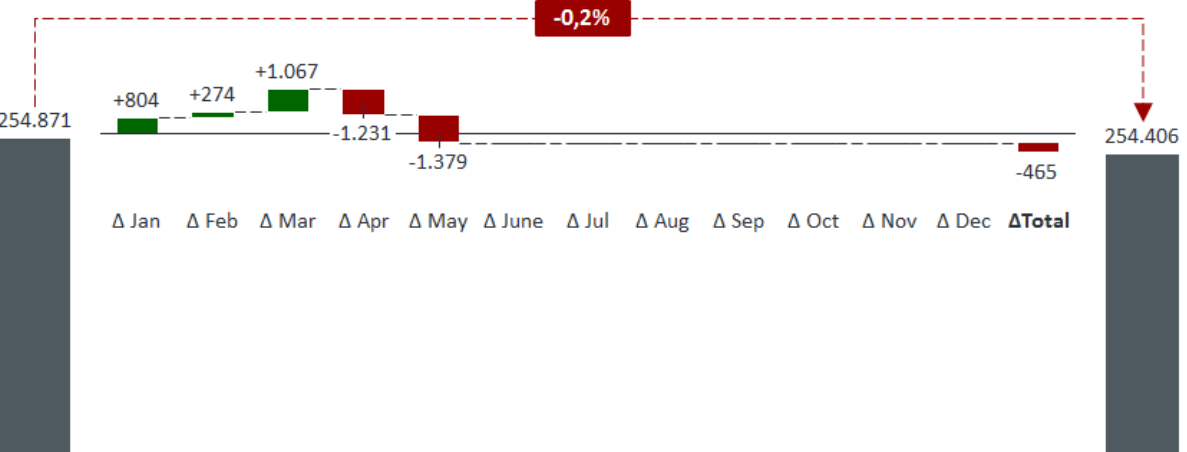
» The industry's best reference for a snapshot analysis of market activity «

### THIS BAM: EUROPE



#### 1 Year to Date analysis of departures

Coming up to half way through the year and the market is so far narrowly down on 2013. Second quarter declines contrast with first quarter growth.\*



Note: Only Charter and Private flights are considered

#### THE INSIDE STORY

For the European and peripheral Nth Africa and Middle East market:

- Analysis of key factors influencing this month
- Monthly YTD analysis departures & hours
- 5 year growth path for private and charter flights
- Analysis by fleet, aircraft segment and aircraft type

[Click here for WINGX INSIGHT »](#)

#### 2 Flight activity by mission type during May 2014

#### COMMENT:

For all city pairs, airports, country connection, see the trend and value of:

- Private flights, by sector and hours, by OEM and aircraft segment and aircraft type
- Charter flights, by sector and hours, by OEM and aircraft segment and aircraft type
- Other flights, including government, training, medical and special cargo
- By season, month, and day of aircraft movement

[Click here for WINGX INSIGHT »](#)

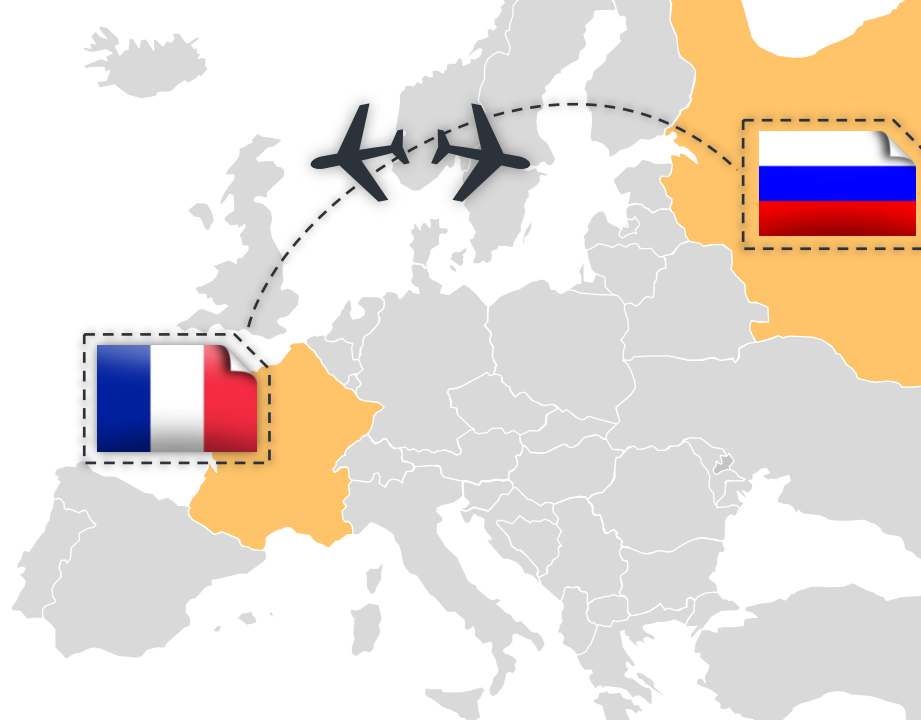
#### 3 Business Aviation flights MAY [YOY] at selective airports



[Click here for WINGX INSIGHT »](#)

#### 4 Connection focus: FRANCE-RUSSIA

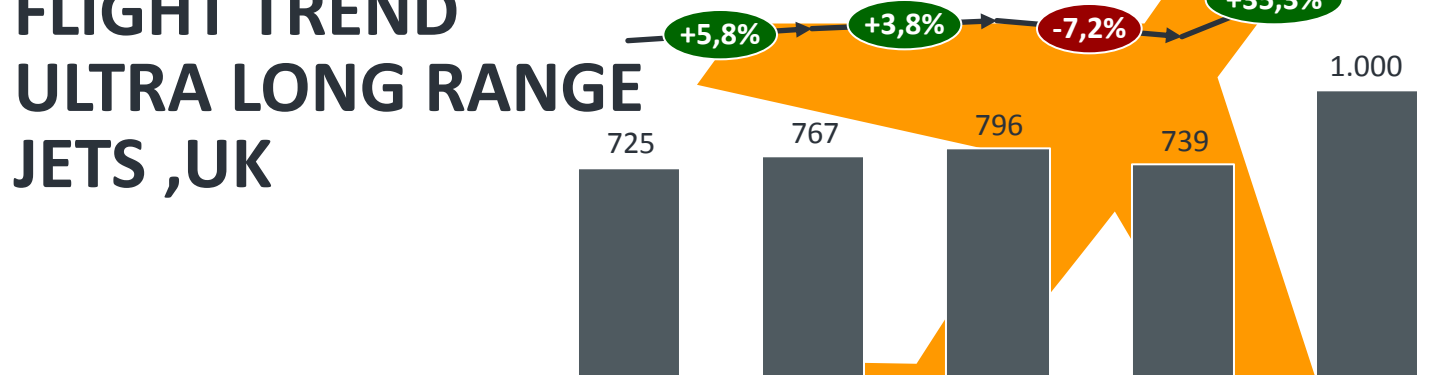
# 570 sectors in 05-2014



**SPECIAL INSIGHT OFFER:** Test out the value of WINGX INSIGHT by taking a TRIAL ONE MONTH subscription, zero obligations [regular price 95€/month]. Just send us an email quoting „TRIAL ONE MONTH“ on [office@wingx-advance.com](mailto:office@wingx-advance.com)

OFFER

#### 5 FLIGHT TREND ULTRA LONG RANGE JETS ,UK



[Click here for WINGX INSIGHT >>>](#)

#### 6 AIRCRAFT PROFILES

Gulfstream®  
Gulfstream G550

+24,5%

+10,1%

Cessna  
Citation Mustang

+6,9%

+3,2%

[May 2014 YOY]

Charter Flights

Private Flights

### MORE FROM WINGX SURVEYS - CONSULTING - FORECASTS FOR GLOBAL BUSINESS AVIATION

WINGX ADVANCE

» WINGX provides its customers with a dashboard to track and evaluate their performance against the market «

Aircraft activity	Airport movements	City pair connections	Operator analysis	Market valuation
Type, OEM, tail, register, age, location, hours, cycles, sector pattern, routing	Connections, main operators, seasonal trends, handling demand, fuel uplift	Seasonality by year, week and time of day, mission type, calendar even analysis	Aircraft fleet, type, certificate, age, activity ranking, key city pairs, airport base	Activity associated KPIs such as charter revenues, fuel, catering, MRO

AIRPORT TRACKER	FUEL UPLIFT	MRO ANALYSIS	CHARTER MARKET	CUSTOMERS
<ul style="list-style-type: none"> <li>Movement trends</li> <li>Competing benchmarks / FBO</li> <li>Pricing benchmarks</li> <li>Revenue models</li> </ul>	<ul style="list-style-type: none"> <li>Fuel needs by aircraft type</li> <li>Utilization analysis</li> <li>Uplift hot spots</li> <li>Market opportunities</li> </ul>	<ul style="list-style-type: none"> <li>Fleet size / age analysis</li> <li>Utilization trends</li> <li>Facilities pricing</li> <li>Market sizing</li> </ul>	<ul style="list-style-type: none"> <li>Market pricing research</li> <li>Passenger trends</li> <li>Key route analysis</li> <li>Revenue potential</li> </ul>	<ul style="list-style-type: none"> <li>Aircraft operators</li> <li>MRO providers</li> <li>OEMs</li> <li>Financial institutions</li> <li>Ground operations</li> </ul>

DETAILED AGGREGATE INDUSTRY ANALYSIS	INSIGHT INTO SPECIFIC REGIONAL ACTIVITY	INSIGHT INTO KEY ROUTES & CITY PAIRS	DEMAND FOR COMPETING AIRCRAFT TYPES	ACTIVITY BY LEADING/GROWING AIRPORTS
industry cycle q-q analysis of activity; all; private; charter	activity by country europe; nth africa; middle east	evolving trends in connections between all euro markets	demand by ac segment; by sector; oem charter; private	leading 20 airports by activity; flights gained lost ytd
review of this month compared to last 5y same month	flights shown by jet; turbo; piston, by charter; private	incoming flight trends from major global regions	market share and yoy change top aircraft ch & private	split of activity by mission type; charter and private
last 12m evolution of total hours of operation	market share and ytd m-m evolution of activity	change in most popular charter & private city pairs yoy	ytd hours gained and lost all leading ac	highlight fastest growing & declining airports