

BAM NOVEMBER-2014

BUSINESS AVIATION MONITOR

WINGX ADVANCE

WINGX provides official statistics for:



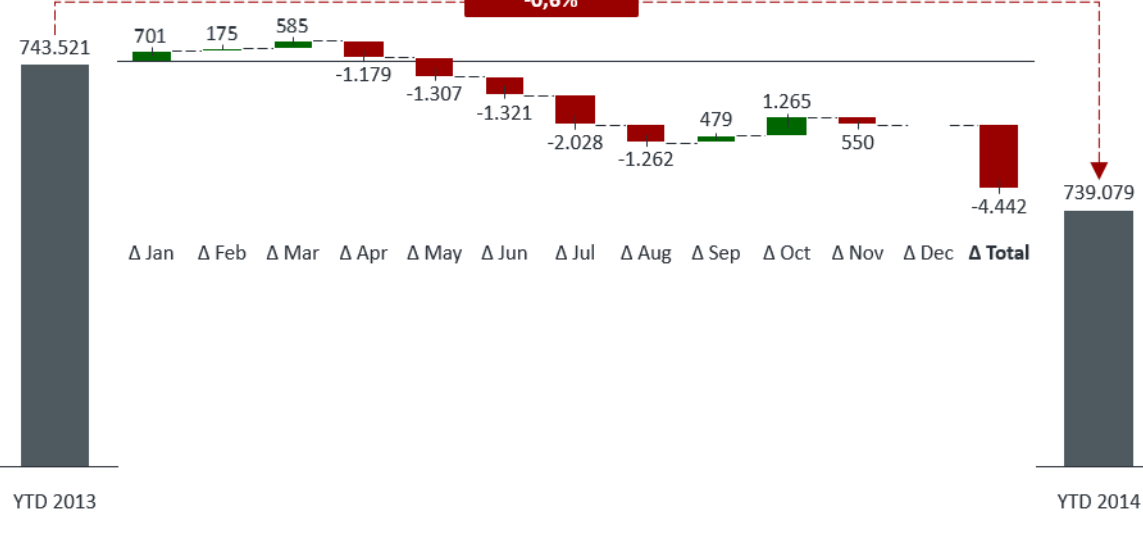
» The industry's best reference for a snapshot analysis of market activity «

THIS BAM: EUROPE



1 Year to Date analysis of departures

After the last two months' increase, November resumed the mostly downward trend this year, with YTD activity now 0.6% below 2013, equivalent to 4,442 fewer flights.



THE INSIDE STORY

For the European and peripheral Nth Africa and Middle East market:

- Analysis of key factors influencing this month
- Monthly YTD analysis departures & hours
- 5 year growth path for private and charter flights
- Analysis by fleet, aircraft segment and aircraft type

[Click here for WINGX INSIGHT »](#)

2 Flight activity by mission type during Nov. 2014



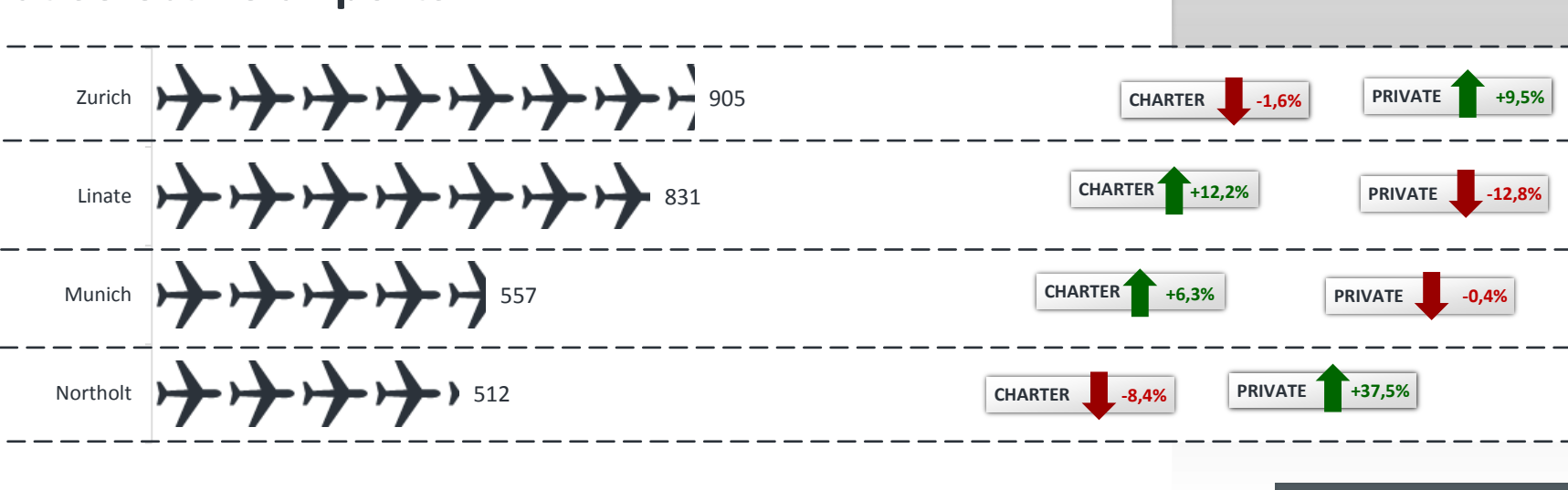
COMMENT:

For all city pairs, airports, country connection, see the trend and value of:

- Private flights, by sector and hours, by OEM and aircraft segment and aircraft type
- Charter flights, by sector and hours, by OEM and aircraft segment and aircraft type
- Other flights, including government, training, medical and special cargo
- By season, month, and day of aircraft movement

[Click here for WINGX INSIGHT »](#)

3 Business Aviation flights November [YOY] at selective airports



[Click here for WINGX INSIGHT »](#)

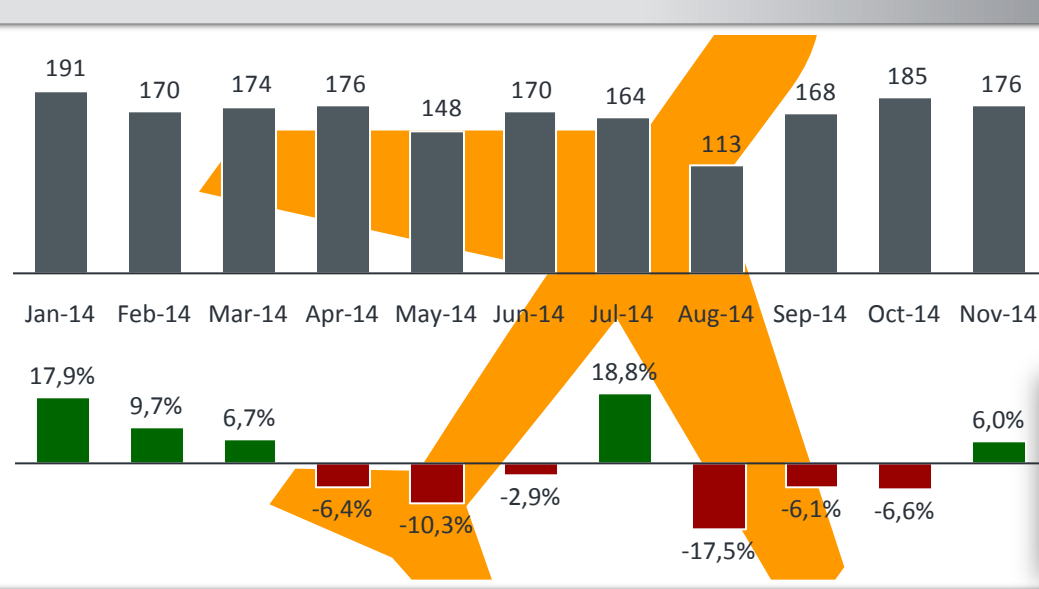
4 Connection focus: SPAIN - RUSSIA

159 (+5,7%) sectors in November-2014



5 FLIGHT TREND

Russia → Germany



[Click here for WINGX INSIGHT >>>](#)

6 AIRCRAFT PROFILES



[2014 YTD (JAN-NOV)]

MORE FROM WINGX

SURVEYS - CONSULTING - FORECASTS FOR GLOBAL BUSINESS AVIATION

WINGX ADVANCE

» WINGX provides its customers with a dashboard to track and evaluate their performance against the market «

- Aircraft activity**: Type, OEM, tail, register, age, location, hours, cycles, sector pattern, routing
- Airport movements**: Connections, main operators, seasonal trends, handling demand, fuel uplift
- City pair connections**: Seasonality by year, week and time of day, mission type, calendar even analysis
- Operator analysis**: Aircraft fleet, type, certificate, age, activity ranking, key city pairs, airport base
- Market valuation**: Activity associated KPIs such as charter revenues, fuel, catering, MRO

AIRPORT TRACKER » Movement trends » Competing benchmarks / FBO » Pricing benchmarks » Revenue models	CUSTOMERS » Aircraft operators » MRO providers » OEMs » Financial institutions » Ground operations
FUEL UPLIFT » Fuel needs by aircraft type » Utilization analysis » Uplift hot spots » Market opportunities	
MRO ANALYSIS » Fleet size / age analysis » Utilization trends » Facilities pricing » Market sizing	
CHARTER MARKET » Market pricing research » Passenger trends » Revenue potential	

- DETAILED AGGREGATE INDUSTRY ANALYSIS**: industry cycle q-q analysis of activity; all; private; charter; review of this month compared to last 5y same month; last 12m evolution of total hours of operation
- INSIGHT INTO SPECIFIC REGIONAL ACTIVITY**: activity by country europe; nth africa; middle east; flights shown by jet; turbo; piston, by charter; private; market share and ytd m-m evolution of activity
- INSIGHT INTO KEY ROUTES & CITY PAIRS**: evolving trends in connections between all euro markets; incoming flight trends from major global regions; change in most popular charter & private city pairs yoy
- DEMAND FOR COMPETING AIRCRAFT TYPES**: demand by ac segment; by sector; oem charter; private; market share and yoy change top aircraft ch & private; ytd hours gained and lost all leading ac
- ACTIVITY BY LEADING/GROWING AIRPORTS**: leading 20 airports by activity; flights gained lost ytd; split of activity by mission type; charter and private; highlight fastest growing & declining airports

WINGX Advance GmbH
 Conventstraße 8-10
 22089 Hamburg, Germany
 Managing Director: Christoph Kohler, Richard Koe

DISCLAIMER:
 The recipient of the Business Aviation Monitor acknowledges the underlying terms and conditions as published on the WINGX website.

www.wingx-advance.com